

CANNABIS CONTROL COMMISSION
Public Meeting

June 27, 2019

10:00AM

Massachusetts State House
Hearing Room B-1
24 Beacon Street
Boston, MA 02133

Agenda

- 1) Call to Order
- 2) Chairman's Comments & Updates
- 3) Minutes from May 16, 23, and 30, 2019
- 4) Executive Director's Report
- 5) Staff Recommendations on Final Licenses
 - a. The Caregiver-Patient Connection (#MC281254), Cultivation – Tier 2/Outdoor
 - b. Nature's Remedy of Massachusetts, Inc. (#MC281482), Cultivation – Tier 4/Indoor
 - c. Nature's Remedy of Massachusetts, Inc. (#MP281524), Product Manufacturing
 - d. Nature's Remedy of Massachusetts, Inc. (#MR281553), Retail
 - e. The Green Lady Dispensary, Inc. (#MP281345), Product Manufacturer
 - f. The Green Lady Dispensary, Inc. (#MR281427), Retail
 - g. HVV Massachusetts, Inc. (#RMD1185), Vertically Integrated Medical Marijuana Treatment Center/RMD

Agenda Continued

- 7) Staff Recommendations on Provisional License Applications
 - a. BCWC, LLC (#MCN281970), Cultivation – Tier 1/Indoor
 - b. Blackstone Valley Naturals, LLC (#MBN281476), Microbusiness: Cultivation – Tier 1/Indoor
 - c. Ten-Ten, LLC (#MCN281734), Cultivation – Tier 3/Indoor
 - d. Ten-Ten, LLC (#MCN281745), Cultivation – Tier 3/Outdoor
 - e. Ten-Ten, LLC (#MPC281496), Product Manufacturing
 - f. Ten-Ten, LLC (#MRN281924), Retail
 - g. The Haven Center, Inc. (#MRN281258), Retail
 - h. The Haven Center, Inc. (#MRN282481), Retail
- 8) Commission Discussion and Votes
 - a. Draft Regulations
- 9) New Business that the Chairman did not anticipate at time of posting
- 10) Next Meeting Date

Licensing Applications | June 27, 2019

The totals below are applications that have submitted all four packets and are pending review.

Type	#
Craft Marijuana Cooperative	2
Independent Testing Laboratory	3
Marijuana Cultivator	81
Marijuana Microbusiness	9
Marijuana Product Manufacturer	59
Marijuana Research Facility	5
Marijuana Retailer	111
Marijuana Transporter with Other Existing ME License	2
Third Party Transporter	2
Total	274

Licensing Applications | June 27, 2019

The totals below are all license application received to date.

Type	#
Pending (All 4 packets submitted)	274
Withdrawn	297
Incomplete (Less than 4 packets submitted)	2,933
Denied	1
Approved	174
Total	3,679

Licensing Applications | June 27, 2019

The totals below are number of licenses approved by category.

Type	#
Craft Marijuana Cooperative	0
Independent Testing Laboratory	3
Marijuana Cultivator	53
Marijuana Microbusiness	3
Marijuana Product Manufacturer	46
Marijuana Research Facility	0
Marijuana Retailer	66
Marijuana Transporter with Other Existing ME License	2
Marijuana Third Party Transporter	1
Total	174

Licensing Applications | June 27, 2019

The totals below are number of licenses approved by stage.

Type	#
Provisionally Approved	17
Provisional License	91
Final License	14
Commence Operations	52
Total	174

Provisionally approved means approved by the Commission but has not submitted license fee payment yet – provisional license has not started

Licensing Applications | June 27, 2019

The totals below are distinct license numbers that have submitted all required packets.

The 449 applications represent 241 separate entities

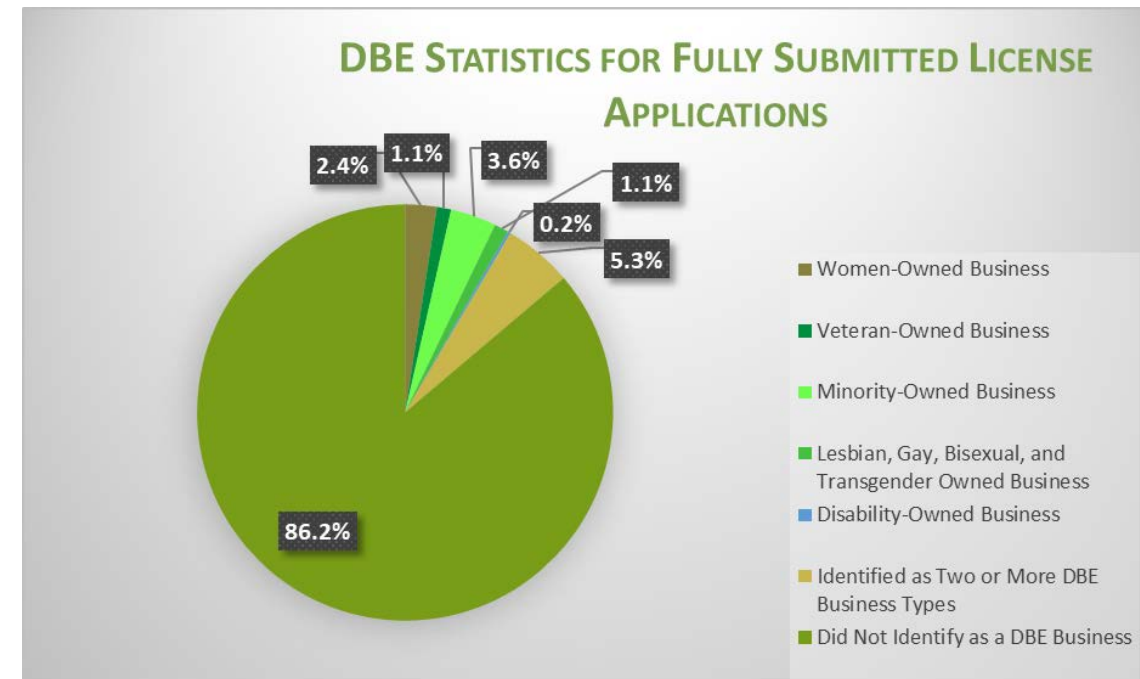
Type	#
RMD Priority	190
Economic Empowerment Priority	10
General Applicant	249
Total	449

Licensing Applications | June 27, 2019

Disadvantaged Business Enterprise (DBE) Statistics

The totals below are distinct license numbers that have submitted all required packets.

Type	#	% of Group
Women-Owned Business	11	2.4
Veteran-Owned Business	5	1.1
Minority-Owned Business	16	3.6
Lesbian Gay, Bisexual, and Transgender Owned Business	5	1.1
Disability-Owned Business	1	0.2
Identified as Two or More DBE Business Types	24	5.3
Did Not Identify as a DBE Business	387	86.2
Total	449	100.0



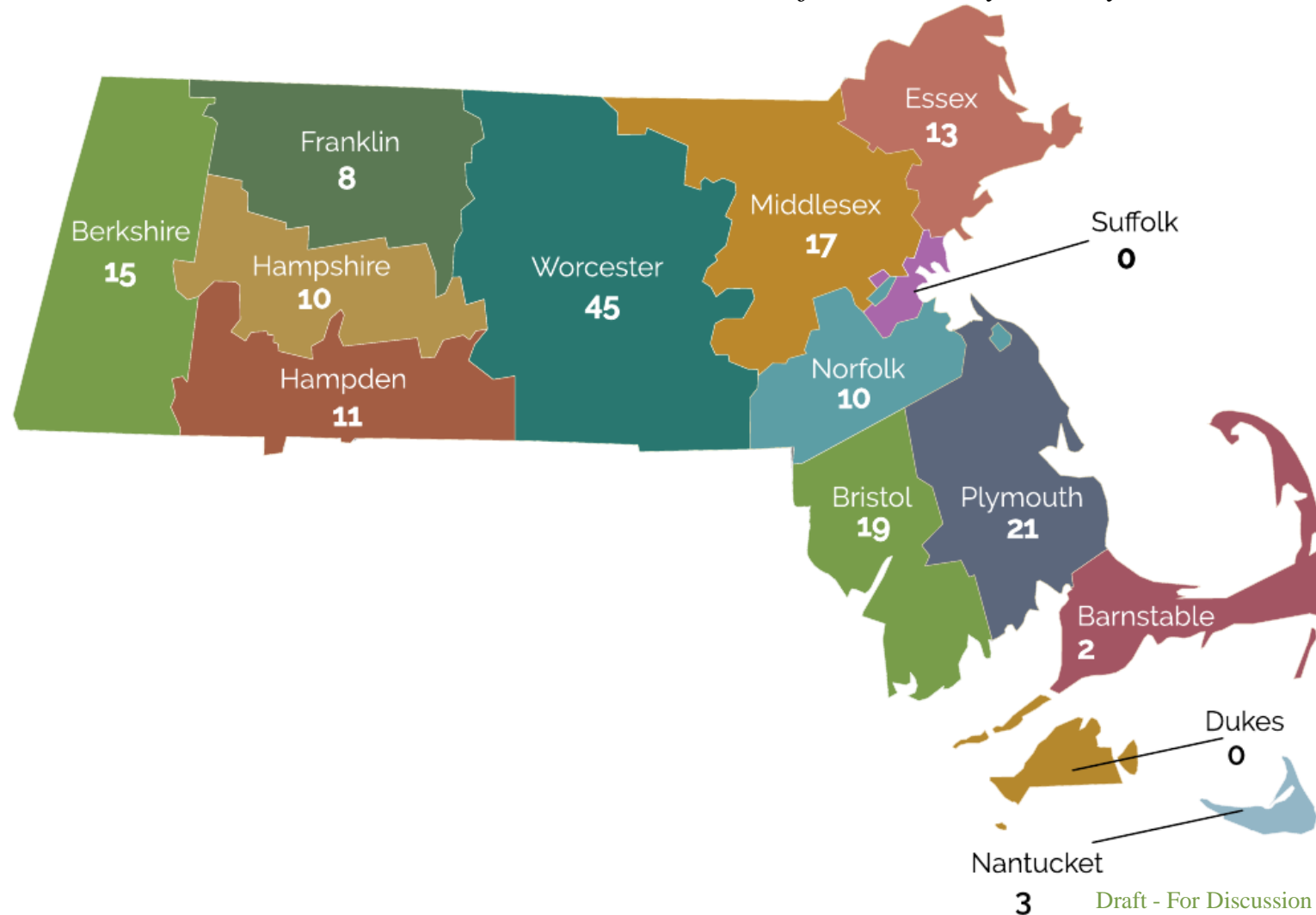
Licensing Applications | June 27, 2019

Status	#
Application Submitted: Awaiting Review	151
Application Reviewed: More Information Requested	79
Application Deemed Complete: Awaiting 3 rd Party Responses	36
All Information Received: Awaiting Staff Recommendation	8
Applications Considered by Commission	175
Total	449



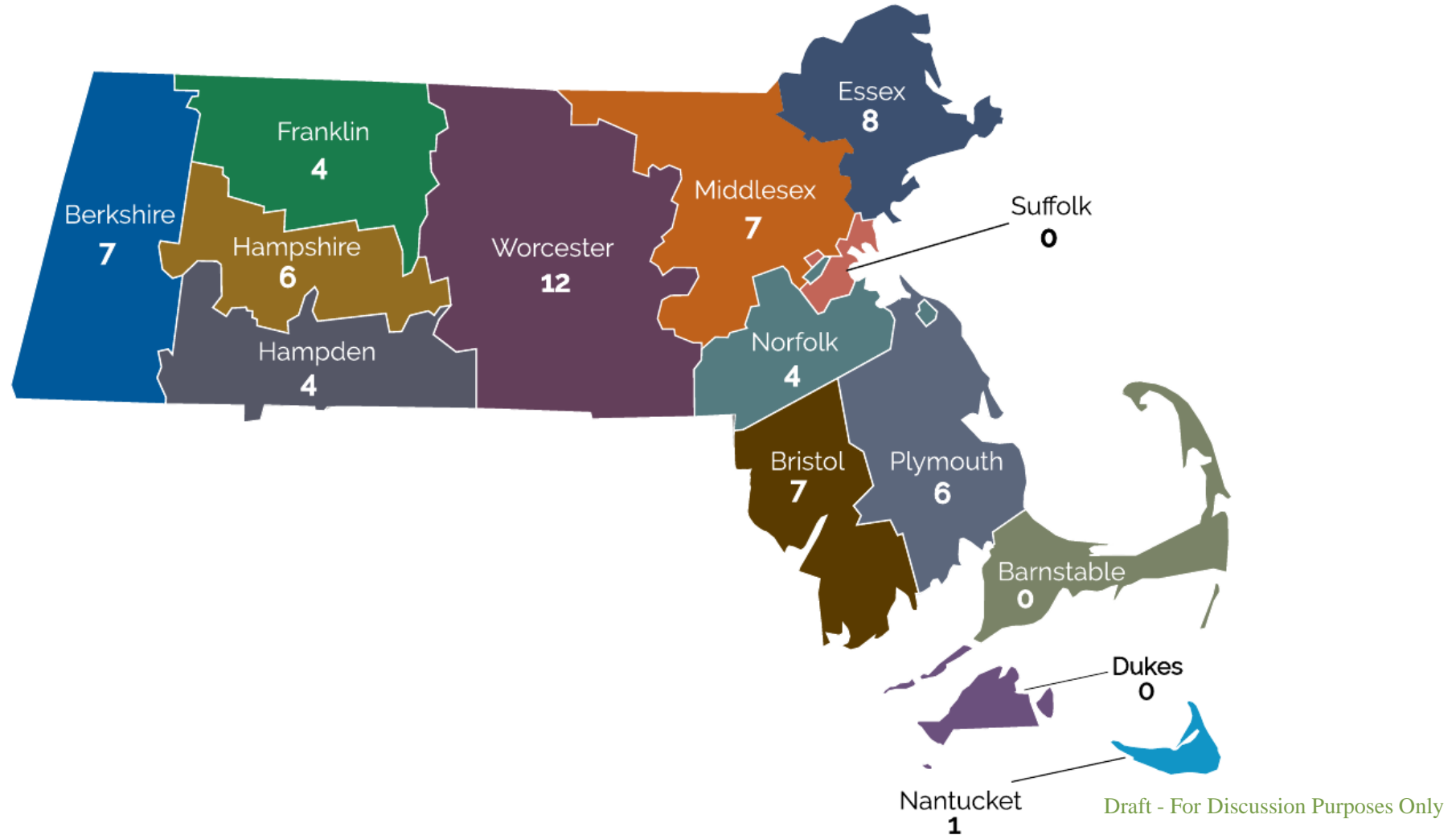
Licensing Applications | June 27, 2019

The totals below are the total number of licenses by county.



Retail Applications | June 27, 2019

The totals below are the total number of retail licenses by county.



Adult Use Agent Applications | June 27, 2019

6,252 Total Agent Applications:

- 167
Total
- 163 Pending Establishment Agents
 - 4 Pending Laboratory Agents
 - 359 Withdrawn
 - 791 Incomplete
 - 424 Surrendered
 - 4,511 Active

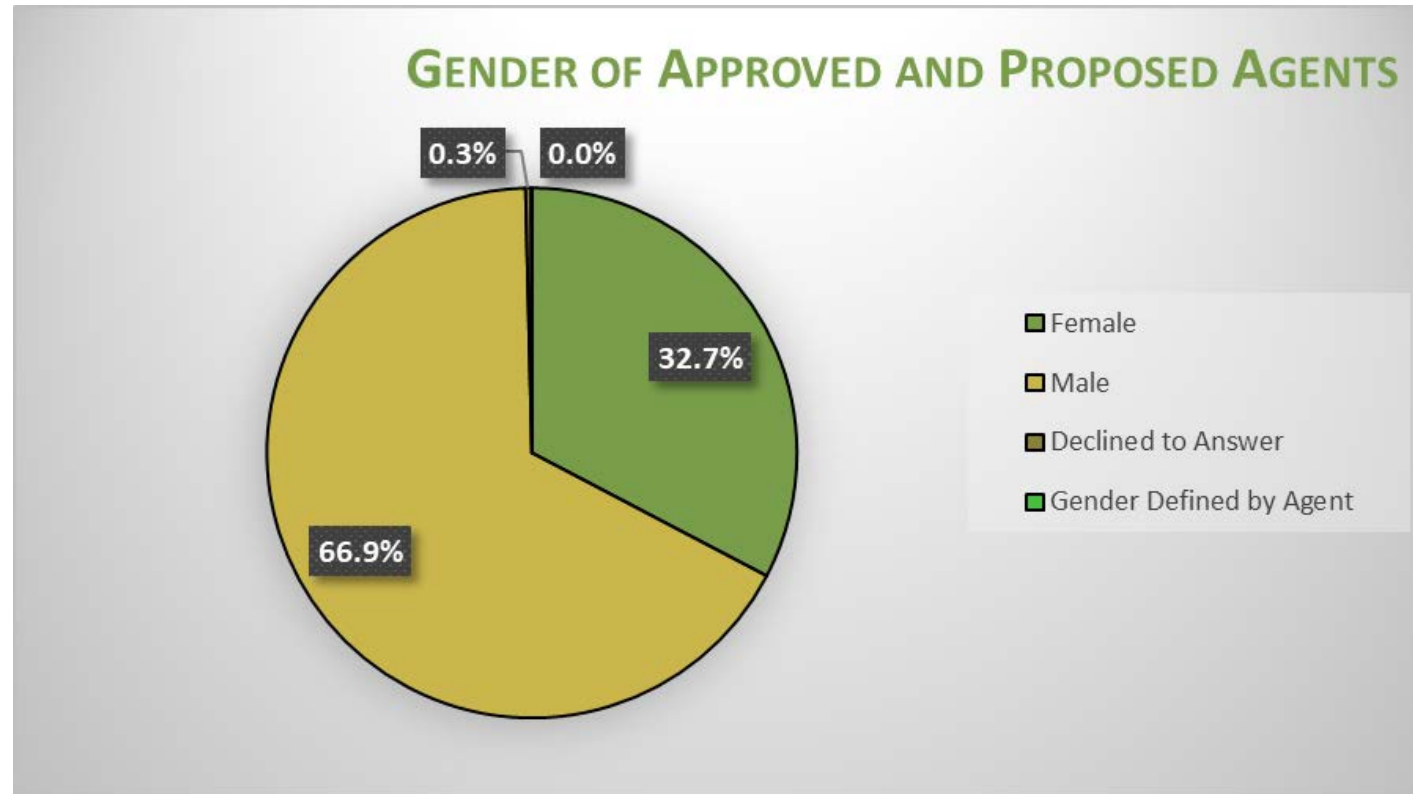
Of Total Pending:

- 46 not yet reviewed
- 119 CCC requested more information
- 2 awaiting third party response
- 0 Review complete; awaiting approval

Agent Applications | June 27, 2019

Demographics of Approved and Pending Agents

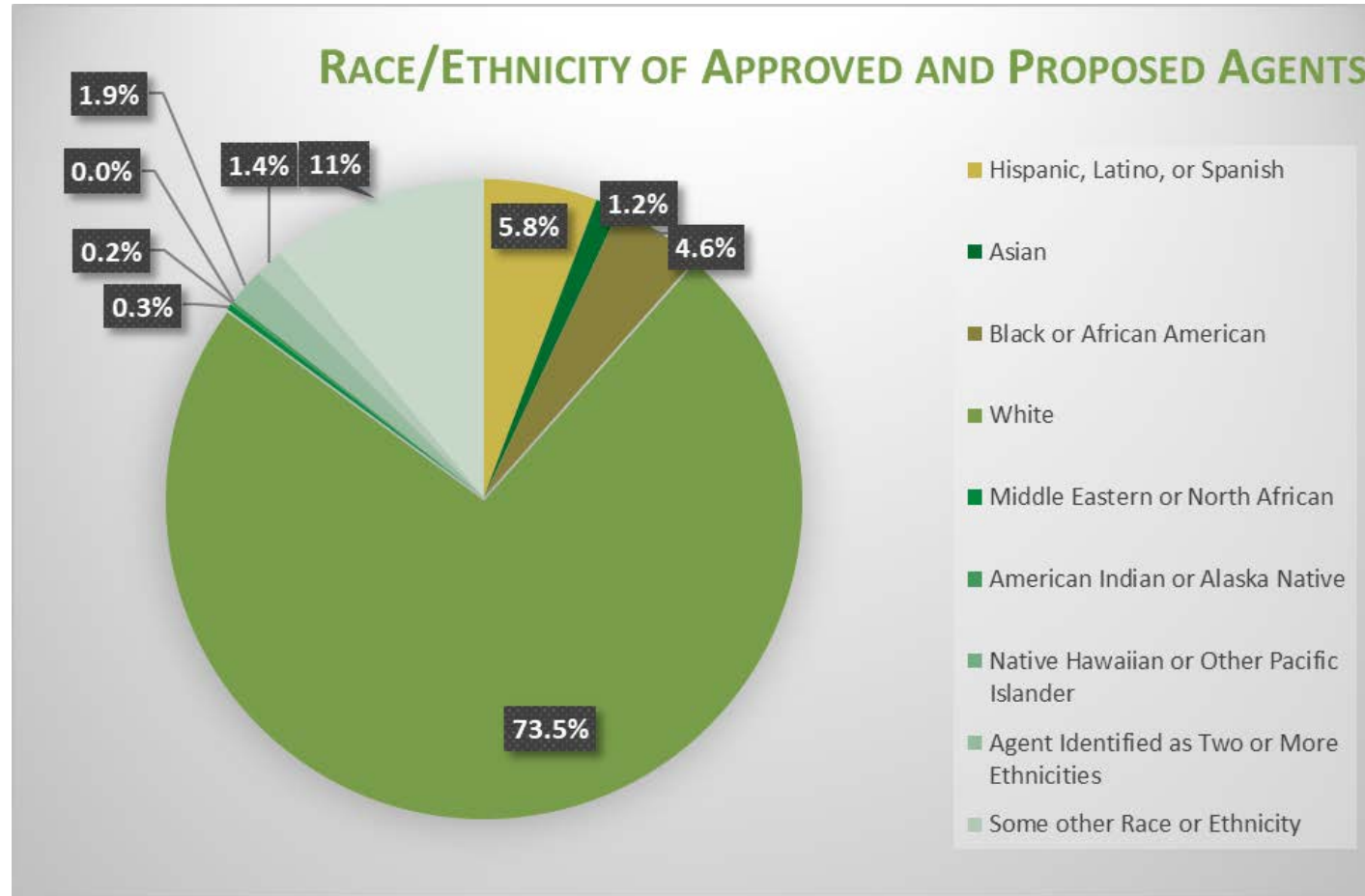
Gender	#	%
Female	1529	32.7
Male	3131	66.9
Declined to Answer	16	0.3
Gender Defined by Applicant	2	0.0
Total	4678	100.0



Agent Applications | June 27, 2019

Demographics of Approved and Pending Agents

Race/Ethnicity	#	%
Hispanic; Latino; Spanish	270	5.8
Asian	58	1.2
Black; African American	213	4.6
White	3439	73.5
Middle Eastern; North African	14	0.3
American Indian; Alaska Native	9	0.2
Native Hawaiian; Other Pacific Islander	2	0.0
Identified as Two or More Ethnicities	88	1.9
Other Race or Ethnicity	67	1.4
Declined to Answer	518	11.1
Total	4678	100.0



MMJ Licensing Data | June 27, 2019

MTC License Applications	#
Pending-Application of Intent Stage	33
Pending-Management and Operations Profile Stage	10
Pending-Siting Profile Stage	16
Application Expired	92
Application Withdrawn	3
Total	154

MTC Licenses	#
Provisional	106
Final	5
Commence Operations	50
License Expired	3
Total	164


MMJ Agent and Program Data | June 27, 2019

MTC Agent Applications	#
Pending-MTC Agent Applications	75
Pending-Laboratory Agents	0
Revoked	3
Surrendered	1,907
Active	4,192
Total	6,177

MTC Program as of May 31 (new data report runs July 1)	#
Certified Patients	67,399
Certified Active Patients	64,008
Certified Caregivers	6,650
Registered Certifying Clinicians	302

Social Equity Program Application | June 27, 2019

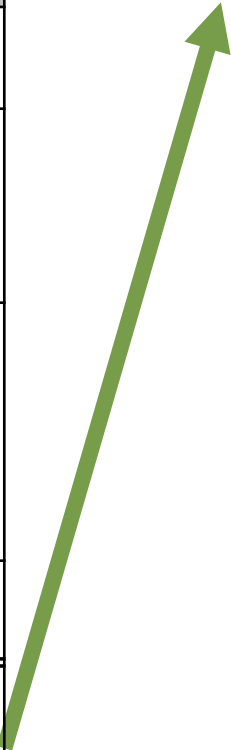
Applications	#
Approved	51
Reopened (Review pending resubmission)	114
Complete and pending review	229
Incomplete	314
Total to date	708



Completed Application Breakdown	#	%
Female	81	35.37%
Male	145	63.32%
Declined to Answer (Gender)	2	0.87%
User Defined Gender	1	0.44%
Farmer	13	5.68%
Veteran	11	4.8%
EEA Recipient	20	8.73%
American Indian or Alaska Native	1	0.44%
Asian	2	0.87%
Black or African American	106	46.29%
Hispanic, Latino, or Spanish	28	12.23%
White	45	19.21%
Two or more	34	15.28%
Other	5	2.18%
Decline to answer	8	3.49%

Social Equity Program Application | June 27, 2019

Applications	#
Approved	51
Reopened (Review pending resubmission)	114
Complete and pending review	229
Incomplete	314
Total to date	708



Completed Application Track Breakdown	#	%
Entrepreneurial	162	70.74%
Craft Marijuana Cooperative	2	
Marijuana Cultivation	4	
Marijuana Microbusiness	3	
Marijuana Product Manufacturer	2	
Marijuana Retailer	25	
Marijuana Transporter with Existing License	1	
Third Party Marijuana Transporter	5	
Two or More (includes all license types)	118	
I do not expect to seek a license in the future	2	
Re-entry, Entry	24	10.48%
Retail	8	
Cultivation	12	
Testing	2	
Product Manufacturing	2	
Core	21	9.17%
Ancillary	22	9.61%

Social Equity Applications | June 27, 2019

Demographics of Pending Social Equity Applications: Entrepreneur Track

Race/Ethnicity	#
Hispanic; Latino; Spanish	20
Asian	2
Black; African American	72
White	28
Middle Eastern; North African	0
American Indian; Alaska Native	0
Native Hawaiian; Other Pacific Islander	0
Identified as Two or More Ethnicities	28
Other Race or Ethnicity	4
Declined to Answer	8
Total	162

Gender	#
Male	105
Female	54
Declined to Answer	2
User Defined Gender	1
Total	162

Social Equity Applications | June 27, 2019

Demographics of Pending Social Equity Applications: Re-entry/Entry Track

Race/Ethnicity	#
Hispanic; Latino; Spanish	4
Asian	0
Black; African American	14
White	4
Middle Eastern; North African	0
American Indian; Alaska Native	0
Native Hawaiian; Other Pacific Islander	0
Identified as Two or More Ethnicities	2
Other Race or Ethnicity	1
Declined to Answer	0
Total	24

Gender	#
Male	14
Female	10
Total	24

Social Equity Applications | June 27, 2019

Demographics of Pending Social Equity Applications: Core Track

Race/Ethnicity	#
Hispanic; Latino; Spanish	1
Asian	0
Black; African American	12
White	5
Middle Eastern; North African	0
American Indian; Alaska Native	0
Native Hawaiian; Other Pacific Islander	0
Identified as Two or More Ethnicities	2
Other Race or Ethnicity	1
Declined to Answer	0
Total	21

Gender	#
Male	12
Female	9
Total	21

Social Equity Applications | June 27, 2019

Demographics of Pending Social Equity Applications: Ancillary Track

Race/Ethnicity	#
Hispanic; Latino; Spanish	3
Asian	0
Black; African American	8
White	8
Middle Eastern; North African	0
American Indian; Alaska Native	1
Native Hawaiian; Other Pacific Islander	0
Identified as Two or More Ethnicities	2
Other Race or Ethnicity	0
Declined to Answer	0
Total	22

Gender	#
Male	14
Female	8
Total	22

Staff Recommendations on Final Licenses

- a. The Caregiver-Patient Connection (#MC281254), Cultivation – Tier 2/Outdoor
- b. Nature’s Remedy of Massachusetts, Inc. (#MC281482), Cultivation – Tier 4/Indoor
- c. Nature’s Remedy of Massachusetts, Inc. (#MP281524), Product Manufacturing
- d. Nature’s Remedy of Massachusetts, Inc. (#MR281553), Retail
- e. The Green Lady Dispensary, Inc. (#MP281345), Product Manufacturer
- f. The Green Lady Dispensary, Inc. (#MR281427), Retail
- g. HVV Massachusetts, Inc. (#RMD1185), Vertically Integrated Medical Marijuana Treatment Center/RMD

Staff Recommendations on Provisional Licenses

- a. BCWC, LLC (#MCN281970), Cultivation – Tier 1/Indoor
- b. Blackstone Valley Naturals, LLC (#MBN281476), Microbusiness: Cultivation – Tier 1/Indoor
- c. Ten-Ten, LLC (#MCN281734), Cultivation – Tier 3/Indoor
- d. Ten-Ten, LLC (#MCN281745), Cultivation – Tier 3/Outdoor
- e. Ten-Ten, LLC (#MPC281496), Product Manufacturing
- f. Ten-Ten, LLC (#MRN281924), Retail
- g. The Haven Center, Inc. (#MRN281258), Retail
- h. The Haven Center, Inc. (#MRN282481), Retail

Commission Discussion and Votes

a. Draft Regulations

Upcoming Public Meetings

July 17, 2019

- 10:00 AM
- Massachusetts Gaming Commission
- 101 Federal Street, 12 Fl., Boston MA 02110